

Local Display for Turbine Meter



"Look for the blue label!"

An excellent choice for most FLOMEC® Meters. Commonly used features are preprogrammed in the Display. End-users can enable additional features by using a password available from the factory or on the GPI website. The 09 configuration provides a high degree of customization, matching customers' exact needs.

Using a password-protected configuration process you can enable additional features. GPI Customer Service can provide the password and instructions to unlock and reset configuration settings. This information is also available on the GPI website.

User Configuration features include:

- Totalizers/Modes Enabled (Cumulative Total, Batch 2 Total, Flowrate Mode)
- Flowrate Timebase (Units per Minutes, Hours and Days)
- Factory Calibration Curve Units Enabled (Gallons, Imperial Gallons, Litres, Quarts, Ounces, Cubic Feet, Cubic Centimeters, Cubic Meters or Barrels (42 gal.))
- Dispense/Display or K-Factor Entry Calibration
- For use with G2, TM, A1 and QSE meters

09 DISPLAY – SPECIFICATIONS

Std. Factory Configuration:	2 Totals (1 Resettable, 1 Cumulative); Factory Calibration in gallons and litres; User Calibration and Rate of Flow Indication.
Display Electronics:	09 Electronics can be used on G, G2, TM, A1, OM and DP Series Meters.
Totalizing Registers:	0 to 3 available
K-Factor Limits:	Min: .01 pulses/unit Max: 999,999 pulses/unit
Field Calibration:	Field calibrate by user. Standard Method: Correction Factor. Six adjustable digits. Can be reconfigured to K-factor entry.
Readout Totals:	LCD with floating decimal Minimum Display = 0.01 units Maximum Display = 999,999 x100 units (6 digits)
Input Pulse Rate:	Minimum (Pulse-in Input) = DC (0 Hz) Minimum (Coil Input) = Approximately 10 Hz Maximum = Approximately 1,000 Hz
Turbine Display:	
Internal Power Supply:	2 Lithium batteries at 3 volts each
Lithium Battery Life:	5 Years
Optional Power Supply:	7 to 30 VDC
Oval Gear Display:	
Internal Power Supply:	9-volt battery
Optional Power Supply:	10 to 18 VDC
Operating Temperature:	14° F to +140° F (-18° C to +60° C)
Storage Temperature:	-40° F to +158° F (-40° C to +70° C)

APPROVALS (A1 & G2 MODELS ONLY)



ATEX

IECEx










Features and Benefits:

- ✓ 2 Totals (Batch - Resettable, Cumulative - Not Resettable).
- ✓ Flowrate display updates every 5 seconds, readout is in units/minute.
- ✓ Factory Calibration in gallons and litres is standard. Can be field calibrated to adjust to various fluid thickness.
- ✓ Correction calibration lets end user calibrate by ± percent off.
- ✓ Small, compact and totally self contained with an internal power supply.
- ✓ Non-volatile totals means amounts are retained when batteries are replaced or power is lost.
- ✓ Lithium battery life: 5 years.

At Great Plains Industries, we've been building rugged, reliable, liquid flowmeters for over 35 years. The GPI Industrial Meter family includes a full line of Precision and Industrial Turbine meters plus Oval Gear meters in various materials, sizes and fitting options.

We design products to meet the needs of our customers. This includes maintaining appropriate, industry standard approvals. Approvals vary by product line and may be dependent on meter application.

The Approval symbol is listed under product specifications on individual product pages. If no approval mark is found, check the chart to the right. For details about specific "Approvals" refer to the chart.

3-A	3-A Sanitary Standards, Inc. "Flowmeters for Milk and Milk Products, Number 28-03" for GSCPS Models and L Option Meters.
ATEX 	Ex II 1 G Per 94/9/EC.
	Product reviewed for EMC Directive 2004/108/EC. Includes: Euro Norms 61000-6-2 (2005) and 61000-6-3 (2007) on A1 and G2 Series Meters. Note: For Oval Gear Meters , the CE Approval is applied when meter is part of a system.
	Factory Mutual Approved Intrinsically Safe for Class I, II, III, Division 1, All Groups. Nonincendive for Class I, II, III, Division 2 Groups A, B, C, D, F, G.
	Factory Mutual Approved Class 1, Div. 1, Group D (01A31GM Only)
	Factory Mutual Approved Intrinsically safe for Class I & II, Div. 1, Groups A, B, C, D, E, F & G, T6 Ta=-40° C to 60° C hazardous locations, and for use in Class I, Zone 0 as Ex is IIC T6 Ta=-40° C to 60° C.
	Federal Communication Commission Industry Canada Approval Class B; digital service, part 15 of FCC Rules.
	Ex ia IIC T6 Ta=60° C
IP44/IP54/IP66	Ingress Protection Code IP44 (Greater than 1 mm and splashed water); IP54 (Dust protected and splashed water); IP66 (Dust-tight and heavy seas).
IP/NEMA	Pulse versions of Oval Gear Meters have enclosure ratings that vary from IP54 / NEMA 13 to IP66 / NEMA 16 depending on the application.
NEMA 4	NEMA Requirements: Enclosure constructed for indoor or outdoor use to provide a degree of protection to personnel against incidental contact with the enclosed equipment. Protection against falling dirt, rain, sleet, snow, windblown dust, splashing or hose directed water that will be undamaged by the external formation of ice on the enclosure. <i>GPI products are tested to NEMA requirements.</i>
	Restriction of Hazardous Substances Directive 2002/95/EC and 2011/65/EU
	Indicates that the product was tested and has met the certification requirements for electrical, plumbing and/or mechanical products.